

**WELCOME
BACK
HOME**

New SLVCC Attendance Application

Sunland Village Computer Club SLVCC

Sunland Village Computer Club's Attendance Dashboard

Attendance for **Wednesday, October 26, 2022**

October 2022

Sun	Mon	Tue	Wed	Thu	Fri	Sat
25	26	27	28	29	30	1
2	3	4	5	6	7	8
9	10	11	12	13	14	15
16	17	18	19	20	21	22
23	24	25	26	27	28	29
30	31	1	2	3	4	5

Attendance for: Member

Member	Location	Status	Action
Diane Albrecht	Capri Hall	Absent	Zoom
Elaine Austin	Capri Hall	Absent	Zoom
Teri Brewster	Capri Hall	Absent	Zoom
Carl Carr	Capri Hall	Absent	Zoom
Joyce Carr	Capri Hall	Absent	Zoom
Lynn Conlon	Capri Hall	Absent	Zoom
Brent Cooke	Capri Hall	Absent	Zoom
Sylvie Cooke	Capri Hall	Absent	Zoom
Jim Culhane	Capri Hall	Absent	Zoom
Karen Cummins	Capri Hall	Absent	Zoom

Let's All Go Out The Door and Come Back In
For Attendance

Welcome to Geocaching (The SLVCC Way 🤗)

What is Geocaching ?

Wikipedia: Geocaching is an outdoor recreational activity, in which participants use a Global Positioning System receiver or mobile device and other navigational techniques to hide and seek containers, called "geocaches" or "caches", at specific locations marked by coordinates all over the world.

Why is Geocaching in SLV different ?

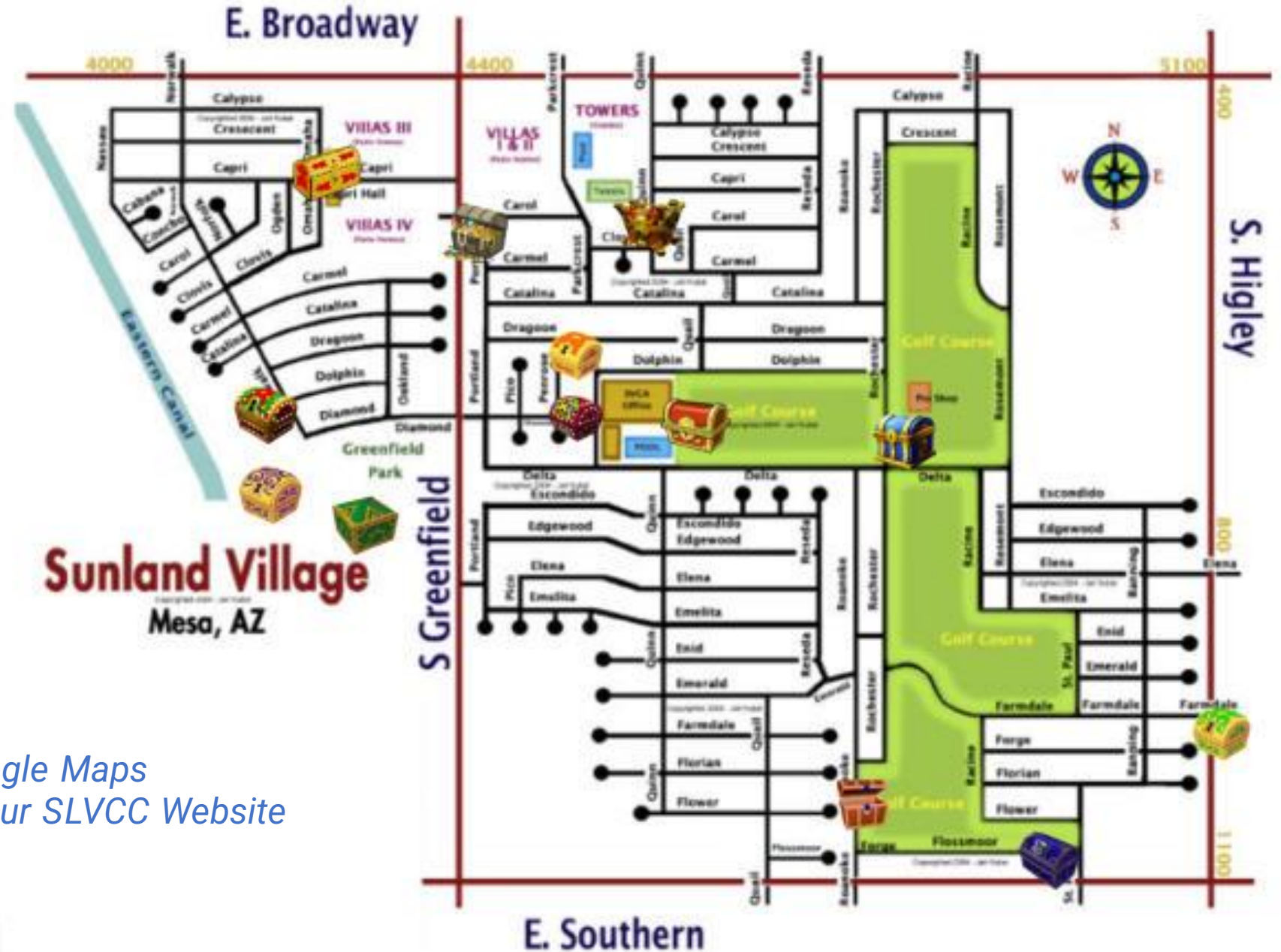
The CC&Rs written for SLV 55+ Community restrict us being able to use "a public forum" (like geocaching.com), to register the treasures (caches) that we have hidden in Sunland Village. So instead of using an available smartphone geocache app (public access), we built our own.

Geocache Links

- The Sunland Village Computer Club Geocache Links are a set of "private" geocache locations independently managed by the SLVCC used only within The Sunland Village 55+ Community. These caches have been setup to provide a local precursor to the global geocache application found at www.geocaching.com should you wish to pursue geocaching at a broader level. *(next week's presentation)*
- The SLVCC caches ARE NOT listed on any public geocache forums, thus you cannot use geocache apps to locate them. Instead, enjoy a little different interaction.

SLVCC's Geocache Locations

- *Global Positioning System receiver or mobile device*
- *At specific locations marked by coordinates*
- *Your smartphone with Google Maps*
- *Our SLVCC GPS map on our SLVCC Website*



Geocache Instructions (*Google Maps Req'd*)

1. View the SLV map and identify a cache "treasure box" you would like to search for. Each cache is identified by a unique treasure chest.
2. Proceed to the bottom of the page and read the description (hints) associated with the unique chest.
3. Select the treasure chest icon located beside the description. Google maps will open in a new window giving you a walking path to follow to get to your cache.
4. You can toggle between Google maps and the website as you will have 2 different screens to work with; description page and map page.
5. When you find your treasure;
 - Take a charm <> leave a charm.
 - Sign the log found inside.
 - Then place it all back where you found it for the next "cacher" to find.

A Helpful Aid (All Smartphones Are Different)

- **NOTE:** If a walking path does not display your correct starting point, then adjust as follows; make sure the map begins at "**your location**", and your transportation mode is set to "**walking**". Select "**Start**" and then let Google Maps guide your journey.

Your location


Your location

725 S Rochester, Mesa, AZ 85206

Transportation mode



Begin Instructions



Examples of Location Hints



RESTING PALMS - (Found at the corner of Delta and Rochester) To the right of the fountain, behind the rock, under the small bush (maybe stop into Rochester's for a cool beverage or lunch).



FAMILY OF NINE - (Found beside Capri Hall) Beside Capri we see a Family of Seven mailbox stands. Behind them look for another close Family of Nine. Your cache is hidden ground level, behind the family (but not too close).



FLAGPOLE - (Found by the South Tennis Courts) Behind the flagpole sits a rock; behind the rock stands a tree; behind the tree hides a treasure.



BUSHES & TENNIS - (Found by the Gym) There's lots of buildings here. One can make you really sweat. Look under the bushes next to the tennis courts at the end of the walk in front of the sweat shop.

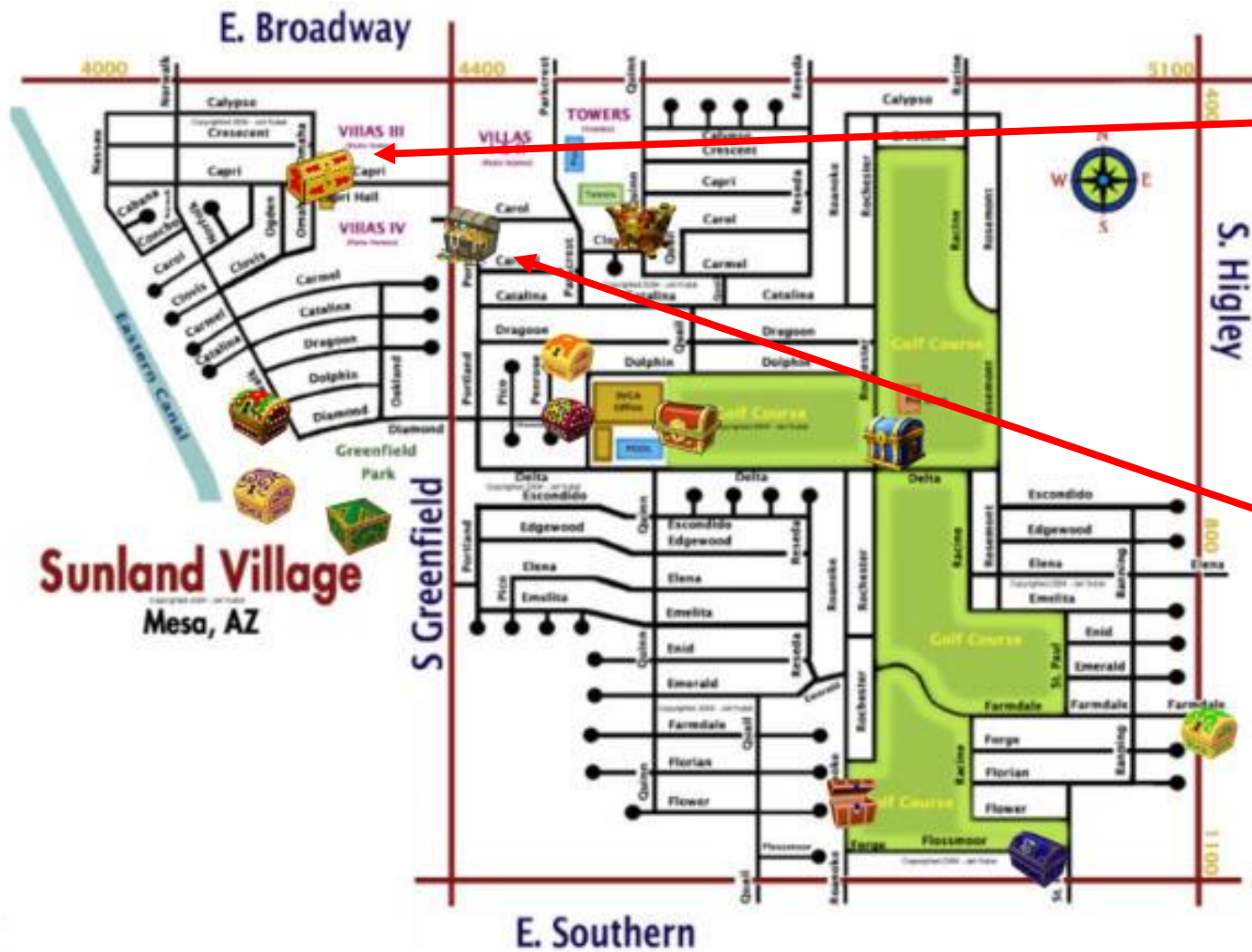


55+ IS JUST A NBR - (Found by the Carol / Greenfield Entrance) 55+ may be just a number. At the boulders across the street you will find something more.



DRAINAGE IN/OUT ? - (Found in the field across from the North Courts) Looking at the drain from the grass field; the rock at your feet is hiding a surprise

How to Proceed



Sunland Village
Mesa, AZ



RESTING PALMS - (Found at the corner under the small bush (maybe stop into l



FAMILY OF NINE - (Found beside Capri them look for another close Family of close).



FLAGPOLE - (Found by the South Tennis behind the tree hides a treasure.



BUSHES & TENNIS - (Found by the Gym under the bushes next to the tennis court



55+ IS JUST A NBR - (Found by the Corner across the street you will find something



DRAINAGE IN/OUT ? - (Found in the field; the rock at your feet is hiding a su

Questions ?

Let's Give It A Try

- Connect your smartphone browser to the SLVCC Website:
www.sunlandvillagecomputerclub.org

The collage illustrates the process of finding geocaches on the SLVCC website. It includes:

- A smartphone screen showing the website's home page with a red circle around the hamburger menu icon.
- A smartphone screen showing the navigation menu with 'Helpful Resources' circled in red.
- A smartphone screen showing the 'Helpful Resources' page with a blue arrow pointing to a 'Geocaching: The Sunland Village Way' link, which is also circled in red.
- A smartphone screen showing the 'Geocache Links' page with instructions to read them before starting.
- A map of Sunland Village, Mesa, AZ, showing the layout of streets and geocache locations.
- Two geocache descriptions: 'RESTING PALMS' and 'FAMILY OF NINE', each accompanied by a small image of a geocache box.

FAMILY OF NINE - (Found beside Capri Hall) Beside Capri we see a Family of Seven mailbox stands. Behind them look for another close Family of Nine. Your cache is hidden ground level, behind the family (but not too close).

A Helpful Aid (All Smartphones Are Different)


- **NOTE:** If a walking path does not display your correct starting point, then adjust as follows; make sure the map begins at "**your location**", and your transportation mode is set to "**walking**". Select "**Start**" and then let Google Maps guide your journey.

Your location


Your location

725 S Rochester, Mesa, AZ 85206

Transportation mode



Begin Instructions




When you find your treasure;

Take a charm <> leave a charm.

Sign the log found inside.

Then place it all back where you found it for the next "cacher" to find.

Next Week – Geocaching The Global Way

- Go to your Apple Store (iPhone) or Google Play Store (Android)
- Download and Install the Geochacing.com App 
- Create an Account to be ready for next week