

# ToonMe



---

A CARTOON PHOTO EDITOR APP  
(FOR IOS AND ANDROID)

IPAD - IPHONE - ANDROID TABLET  
OR SMARTPHONE

- WEB INTERFACE -

# About ToonMe Cartoon Photo Editor

---

Toonme is a photo editing app that can transform your photo into an animated character in just a couple of clicks. Toonme is available for free to download on iOS and Android devices.

# Teacher Review

---

**ToonMe** is an app that lets every user transform a photo into a cartoon with just one click.

## What do we like about ToonMe?

You can participate in the ToonMe app even if you aren't good at drawing cartoons. Making cartoons from photos is now a chore that everyone can attempt. ToonMe is essential software for all people who aren't artists because of its unique AI-driven algorithm that instantly creates stunning portraits with a hand-drawn quality. Just take a selfie or upload one, then get ready to meet your cartoon self.

## What skills does it improve?

Your portrait can be automatically redrawn in a cartoon or vector style by ToonMe's artificial intelligence. With just one tap, you can access what used to take several days and could only be purchased from expert artists, making you your own digital artist.

## What age is it appropriate for?

ToonMe is appropriate for all ages.

# Teacher Review

---

## Is ToonMe free?

ToonMe is free to download on all Android and iOS devices.

## Is ToonMe easy to use?

Get a full-body cartoon creator with the Toonme app. There are a variety of elegant and basic layouts available. A single click will turn a selfie into cartoon art. From the many toon effects available on the app, select your toon style.

## How will users benefit?

The ToonMe app assists users in creating the ideal ambience using a variety of atmospheric filters. With it, one can experiment with picture filters and create the cutest appearance. Specific skin filters can be used to change skin tone. It's now possible for anyone to create cartoons using pictures. ToonMe's unique AI-driven algorithm immediately produces amazing portraits with a hand-drawn quality, making it the go-to app for everyone who isn't an artist. Just snap a selfie or upload one, then prepare to meet your cartoon..

# Teacher Review

---

ToonMe offers the best way to entertain with the best use of AI. It opens a fun way to play with your kids (grandkids) in your free time and find the best photo version of you with them.

## How much does it cost?

ToonMe is available free of cost. The free version has ads. The Pro version is available without ads at the cost of \$4.99 a month.

\*\* Note: Since this app uses AI (Artificial Intelligence), any photo that you load to it will be uploaded to the ToonMe server to be “tooned”. The app will have access to ONLY the photo you upload.

# SAMPLES


---






# SAMPLES

---



# SAMPLES

---





# WEBSITE SAMPLING - <https://toonme.com/>

The screenshot displays the ToonMe website interface. At the top left, the logo "TOONME.COM" is visible. In the top right corner, there are two buttons: "CONTACT US" and "GET THE APP >". The main heading reads "It's time to l cartoon dre". Below this, a family photograph of a woman, a man, a baby, and a young girl is shown. A red box highlights this original photo. To the right, a larger version of the same photo is shown with a cartoon effect applied. A red arrow points downwards from the original photo to the cartoonized one. A red circle highlights a "DOWNLOAD IN HD" button with a download icon. Below the cartoonized photo, there are two buttons: "TRY WITH ANOTHER PHOTO" and "MORE STYLES". On the left side of the cartoonized photo, there is a vertical list of seven small thumbnail images showing different cartoon styles. Below the cartoonized photo, there is a "TOON" watermark. At the bottom left, a dashed green box contains the text "Updated with new effects on JUNE 23, 2023".

# ToonMe App Navigation

---



The ToonMe App “IS” a FREE app, however they make it a little difficult to navigate (I think in the hopes of getting you to the PAID/PRO version. Here are navigational instructions to help you.

Also Note - You DO NOT need to register (create an account) unless you purchase the PRO version. This way you stay 100% anonymous.

When you open the app you will see many advertising screens that look like they are part of the app (you’ll get used to these). It may take a moment or so to figure out how to by-pass these advertisements. Let’s see what we mean.


# ToonMe App Navigation



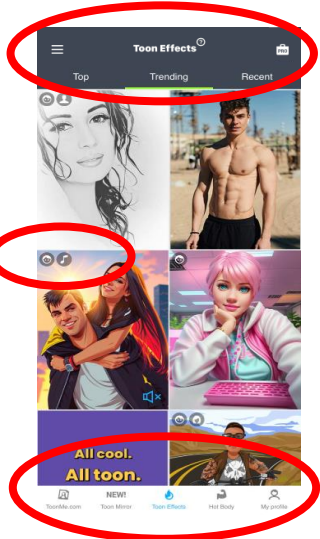
<<<<<<<  
When you start up ToonMe, this is an opening screen. Click the “X” to continue.

This >>>>>>  
is your toon options screen. Here you can select the style of toon you want to try.

Let’s look closer.




# ToonMe App Navigation



ToonMe Style Options: Top, Trending, Recent.

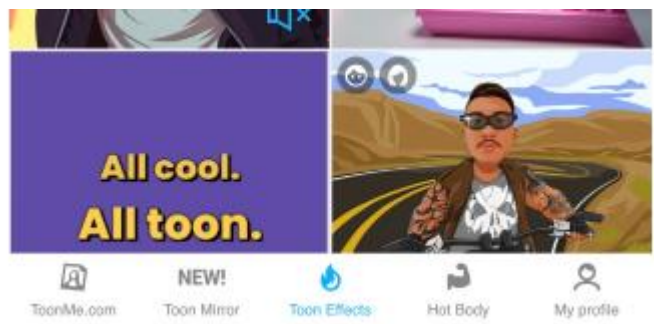



Requires Portrait Photo  
Effect With Sound



Effect With Hair Detection

Based on Figure Detection




ToonMe Picture Options: Toonme.com, Toon Mirror, Toon Effects, Hot Body, My Profile (default = Toon Effects)





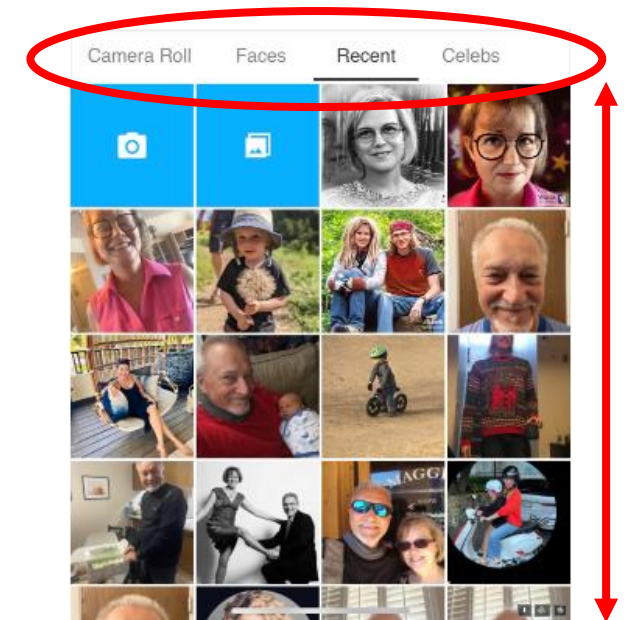
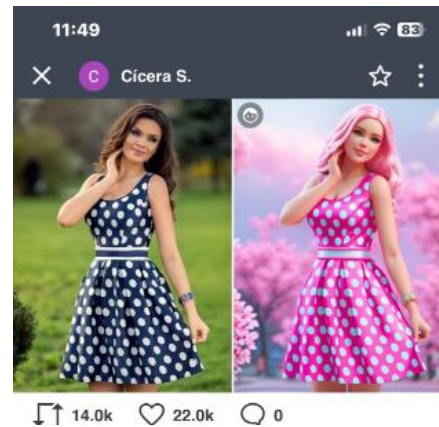
# ToonMe App Navigation



1) Slide the pictures up and down to find a style that you would like to try out. Once you find a style ....


2) Click/Press on the style you like and you will see that ....

- \* The screen changes to show you the BEFORE / AFTER pictures
- \* Your local pictures are displayed below so you can select your picture to "toon"





# ToonMe App Navigation



Find the picture you want to use and select it

Your screen changes to show your picture.



Press the green arrow and then the magic happens.

You will see 3 dots flashing

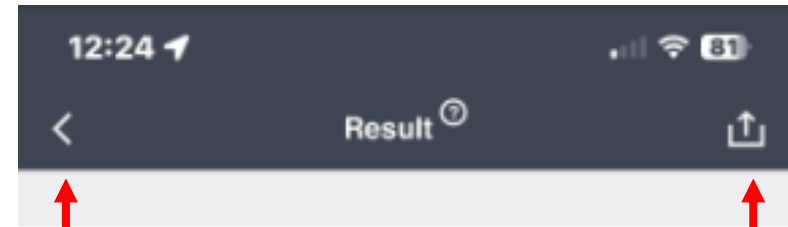


You may also see a new add (or 2) displayed - press the



Wait for completion.

# ToonMe App Navigation









Go back and try another photo or style

Save this result

Apply additional options:  
Animations, Art & Effects, Text

# ToonMe App Navigation



- ToonMe 
- Download 
- Facebook 
- What'sApp 
- Messenger 
- eMail 



You'll likely get another screen advertisement (or more)  
Press the "X" upper left corner.

Image Saved

# LET'S TRY IT OUT

---

Apple App Store:

ToonMe: Cartoon Avatar > Get > Install

Google Play Store:

ToonMe: Cartoon Avatar > Get > Install



Open the app and allow access to your photos.